

Winter
2015

Daylily Society of Minnesota DSM Daylily News

Calendar of Events

Feb 28	Science Meeting @Karol Emmerich's
Mar 1	Program & General Meeting @Bachman's
May 9	Spring Fling @Springwood Gardens
Jun 5	Dig @Schaben's
Jun 6	Sale @Bachman's
July/ Aug	Off-Scape Show, TBA
July	Bus Garden Tour, TBA
Aug 23	Banquet, Auction & Photo Contest @Marriott Mtka
Oct 31	Science Meeting @Karol Emmerich's
Nov 1	Program & General Meeting @Bachman's

Dear Members,

Right now in the dead of a Minnesota winter, I'm trying to get caught up naming and organizing my photos from last summer. Last night, I ran across the file folder from my 2014 birthday and thought I'd share some of my favorites from that day with you.

Since my birthday is July 29, it's a perfect birthday for a Minnesota daylily lover—right smack dab in peak daylily season! I typically start my birthday wandering through my garden photographing blooms, then I head off to visit other daylily gardens. It's my idea of a perfect day.

My garden stroll each summer morning always starts with my Moonlight Bed, a circular bed by my driveway. First in my sights that morning were the bright, saturated, deep pink blooms of 'Rosy Complexion' (Rice-J.A., 2010). I chose this one for its color while visiting Thoroughbred Gardens in Kentucky in 2012. Just behind it is a newer acquisition, 'Big Hearted Jim' (Mason-M., 2013). There are a lot of purple UFs out there but this has unique twisting and curling, and a velvety deep color. And it's tall too, registered at 46 inches.

Nearby are a couple of squirrely ones just begging to have their picture taken. 'Wobegone Gal' (Schaben, 2007) usually finishes before peak season but the blooms were a bit mixed up last summer. And right next to it is 'Tantra Boogie' (Ball-L., 2010), another wiggly, squiggly charmer. Both of these have curly sepals that give my photos the illusion of movement. I love that!

Also in this bed are 'Victorian Garden Dancing with Rose' (Brooker-G., 2010), a huge deep pink, and 'Grandma Great' (Schaben, 2010), a 6.5-inch elegant bloom that is my favorite white. And there are two very unique daylilies

Presidential Ramblings



'Sissy Pants'



'Big Hearted Jim'

ahead, the first of which is 'Sissy Pants' (Davisson-J., 2009). The white watermark on this pink UF sets off the deep rose veins running down the petals. Next to 'Sissy Pants' is 'Argyle Smile' (Owen-P., 2008), a flirty veined purple from Paul Owen that has a texture that looks like corduroy. Love it!

Several of Karol Emmerich's introductions grow in the Moonlight Bed, and my birthday blooming standouts were 'Finish The Race' (Emmerich, 2009), and 'Voice of Many Waters' (Emmerich, 2013). I love the complex eyes on these two, plus 'Finish The Race' will set pods with anything.

As I moved on to my other garden beds, several of my all-time favorites were blooming for my birthday. 'A Bloom With A View' (Davisson-J., 2009) is likely the most photographed daylily in my garden. It's impossible not to walk by this one without taking a photo! It's an orange 9.5-inch UF cascade whose petals reach out and



'A Bloom With A View'

curl around nearby scapes, or a wisp of *verbena bonariensis*. Just precious! Planted behind 'A Bloom With A View' is the very tall 'What's Up' (Brooks-B.B., 2007). Registered at 55 inches, it's a bitone, and the yellow eyezone extends halfway up the petals so that there's just a splash of purple on the ends. And next to it is the very flamboyant 'I Lava You' (Holmes-S., 2009), which is a close second for most photographed. Every bloom has perfectly pinched sepals, and the bright red color with lighter orange watermark is luscious.

I love bright, clear colors, and 'Quinnie The Pooh by NLD' (Grossmann, 2012) was positively radiant for my birthday. 'Ellen Strickland' (Wilson-B., 2009) comes from Bob Wilson of Knoxville, Iowa, and it's a stunner. Bob likes 'em tall, and this is one of his best. Then there's 'American Spring' (Kirchhoff-D., 2011) which is my favorite Kirchhoff red daylily. That's a hard choice to make when I also grow several of his red daylilies. But 'American Spring' has the greenest throat with the best watermark accenting the clearest red. A wonderful combination!

Last but definitely not least, I paused by 'Mary Levi' (Bachman, 2010) on my birthday stroll. After a few summers I think this one will vault onto my top 10 list of most photographed. The nine-inch petals are skinny mini, and the color is an iridescent purple that shimmers in the sun, with a hint of apricot blending into the green throat.

And then I spent the rest of my birthday at Gary and Rita Schaben's garden, where I always enjoy seeing what's new in the seedling bed, and I was treated to a surprise birthday ice cream cake.

Daylily blooms and daylily people – that's what gets me through the winter!




'Finish the Race'

is the very tall 'What's Up' (Brooks-B.B., 2007). Registered at 55 inches, it's a bitone, and the yellow eyezone extends halfway up the petals so that there's just a splash of purple on the ends. And next to it is the very flamboyant 'I Lava You' (Holmes-S., 2009), which is a close second for most photographed. Every bloom has perfectly pinched sepals, and the bright red color with lighter orange watermark is luscious.

I love bright, clear colors, and 'Quinnie The Pooh by NLD' (Grossmann, 2012) was positively radiant for my birthday. 'Ellen



'Mary Levi' (with bug)



DSM General Meeting

(Open to the Public—*bring a friend!*)

Sunday, March 1, 2015

Bachman's Garden Center Heritage Room

Agenda

11:15 - 12:30 Sunday Brunch

with **Scott Elliott**
of **Maneki Neko Gardens**



Meet at Patrick's Café at Bachman's prior to the
General Meeting on Sunday afternoon.

No Reservations are necessary--*just show up!*

12:30 - 1:00 Social Time (*bring a snack
to share with the group*)

1:00 - 1:15 Bi-annual business meeting

1:15 - 2:15 “Weed Control In Daylilies--Using Herbicides” by
Scott Elliott

2:15 - 2:30 Social time

2:30 - 3:30 “Soil Fertility and Fertilizers” by Scott Elliott

*Scott Elliott has been a popular speaker lately for daylily clubs
around the country. His little bits of humor, with a dash of science
will keep everyone entertained.*





Program Speaker for March Meeting

Scott Elliott Goes for the Unusual!

Scott Elliott first started casually hybridizing daylilies in the early 1980's at a wholesale landscape container nursery he owned in Southern California. The nursery specialized in trees, shrubs and perennials for the landscape industry. Over the years, he started to develop his own lines using pollen from interesting daylilies found around the area, "I was always drawn to the more unusual daylilies—UF's, spiders and doubles—the ones that didn't look like they came from a big box store. I don't think any of them were even registered."

When Scott first moved to Savannah, Georgia, in 1994, one of his first stops was Joiner Gardens. There he found a cornucopia of the daylily forms, "Doubles, unusual forms and spiders were everywhere! I had finally found someone who shared my passion, although I hadn't yet realized it was a passion, or possibly an obsession?" Over the years Scott picked the brains of both Enman and Jan Joiner for all the information he could get. In the process, he learned about the existence of AHS, while somehow avoiding it. Shortly after marrying Dominique in 2003, she finally convinced him to join. A few years later in 2009, Scott was encouraged by Dominique, and dozens of AHS members, to go back into the nursery business full-time and sell daylilies. Although they had registered a



'Tim Herrington'



few daylilies previously, it was not until 2012 that they introduced their first daylilies for sale to the public.

It was around this time that Scott and Dominique reluctantly admitted they had outgrown their location in south Savannah and started looking for a new site for their ever-growing operation. In December, 2013, they moved Maneki Neko Gardens to an 11-acre farm in Ellabell, Georgia, about 30 miles west of Savannah and only a few minutes away from the Joiner's new location in Pembroke.

Hybridizing Goals

Scott and Dominique specialize in spiders, unusual forms, doubles and combinations of the three. Their goal



is to produce show quality, field-grown daylilies with exceptional branching and bud count, especially on doubles. The ability to grow well over a wide geographical area, great garden and show habits, rust resistance, and cultivars in new shapes, patterns and color combinations are also high on Scott's list of hybridizing goals.

One of their specific long-term goals has been to create good, true miniature, spiders. This has been a most difficult and challenging process to shrink the spiders below three inches, "They just don't seem to want to go any smaller." At the same time, they are also trying to test the upper limits on size, without sacrificing any of the bud count. In fact, some of their most important breakthroughs have come in the development of larger (6-9") flowers with exceptional branching and bud counts in the 60-80 range.

They set about trying to achieve their hybridizing goals by identifying high-quality parents that meet their hybridizing objectives. In addition to Scott's own lines and plants from the Joiners, Scott has used cultivars from Pat and Grace Stamile, Jamie Gossard, Ned Roberts, Tim and Heather Herrington, and Tim Bell.

The Elliotts frequently integrate all three of their specialization classifications into a single hybridizing program. They regularly cross spiders and UF's with doubles, with the resulting offspring often being an



'Gone With The Wine'




'Depends On The Whether'

assortment of all three classifications, in addition to multiforms. This has resulted in a significant increase in the bud counts of the doubles, while adding interesting new shapes and patterns to the UF's and spiders. Additionally, they have had success incorporating Tim Bell's full form singles, with their excellent eyes and edges, to create new spiders and UF's, and even a few doubles, with very large and bold eyes. Both **'Gone With The Wine'** and **'Tender Is The Night'** are examples of award winning cultivars out of this strategy.

Scott's favorite double to date is **'Tim Herrington'**, which is out of the cross **'Two To Tango'** x **'Wildman George'** and is a very prolific, small red double with yellow midribs and excellent bud count and branching. This cultivar won both an Achievement Medal and a Junior Citation in 2014. Scott named this daylily after his good friend, Tim, to honor him for his friendship, in addition to all he has done for AHS. Those who know Tim will agree that the honor is well deserved.

Scott and Dominique have also been working for many generations to incorporate the bold edges present in large single flowers into doubles, spiders and UF's, although this is turning out to be a much more difficult proposition in the spiders than originally anticipated, with success coming in very small increments. At present they are likely three to four generations away from introducing a spider with a significant, boldly-colored, ruffled edge greater than one quarter inch in width.



2017 Regional Help Needed!

Your 2017 Regional Planning Committee needs a Volunteer Coordinator. The person in this position will be a part of the Regional Planning Committee, should attend twice-yearly planning meetings, and be able to communicate via email the rest of the year. The Volunteer Coordinator fields “help” requests from other Chairs and Garden Owners for volunteers, and recruits and directs volunteers to the areas where they are needed.

If you would like to help out our club by volunteering for this crucial position, we will offer all the support that a close-knit Board can do to help you. Please contact Kris Henning (henning@grantsburgtelcom.net or 715-689-2333), Karol Emmerich (kdemmerich@aol.com or 952-941-9280), or Kathy Lamb (kmlamb@earthlink.net or 763-458-4195) to help. Your club thanks you!

Kris Henning, 2017 Regional Chair

Science Meeting

Saturday February 28, 2015

7-10 p.m.

Karol Emmerich's


7304 Claredon Drive, Edina

Join us for a discussion centering on hybridizing topics

Please bring digital pictures of your seedlings to share with the group.

Please let Science Chair Mike Grossmann know if there's anything specific you'd like to have covered: mike144mann@msn.com

Directions to Karol's: Take Crosstown 62 to Gleason Road exit (this is just east of Hwy 169). Go south on Gleason about a mile and a half to where it intersects with Dewey Hill Road. Go left on Dewey Hill Road 3 blocks (going east). Turn left on Claredon and go to the end of the street.



Myrna Hjellming's Member Spotlight

There Is No Such Thing As Too Many Daylilies!

What makes our daylily club members so fond of our subject plant? For answers, I looked to the member with whom I have the closest relationship: Jean Hjellming, or Mother, as I call her.

To me, Jean has always had her hands in the dirt. Jean gardened on a small scale with only a couple of daylilies in her garden at our home in Grand Rapids, Minnesota, accompanied by little ones in a covered bassinet or on a quilt in the grass guarded by the family dog. One of them was the old favorite and Stout Medal winner 'Hyperion.' One of her little girls only knew that it smelled wonderful and was a pretty flower. Most of her plants back then came from friends and family but many were grown from seed. She had peonies, iris, dahlias, gladiolas, delphiniums, and lots of annuals in her northern Minnesota flower garden, but made room for vegetables and raspberries for eating and canning.

In the spring of 1968, our family moved to Spring Lake Park and Jean is still in the same house, although you would not recognize the yard today if you had only seen it back then. The original front yard had sod, but the backyard had been bulldozed for a walkout basement and was very sandy and overrun with sand burs. There was nothing between the house and the distant University Avenue except a few frontage road businesses and additional sand burs. The sand burs were almost as tall as Keith, Jean's youngest child.

Jean visited and joined the Minnesota Landscape Arboretum that same year and is still a member. At one of their Auxiliary Plant Sales, she found some of her first named varieties of daylilies. She had to ponder a long while the expense of \$3-\$4 daylilies since she is the product of two generations of depression-era thrift! While she considered those first purchases a luxury, she later mail ordered more. Her first order included 'Bambi Doll,' 'Satin Glass,' and 'Brave World.' These daylilies were partnered with hosta, peonies, mums, gas plants, shooting stars, and many varieties of iris as her gardens in Spring Lake Park expanded.

Jean retired in 1991 and became a Master Gardener. She also joined the Soil and Sunshine Garden Club and several plant societies, including DSM, Peony, Lily, Hosta, Iris, and Rock Garden. Her yard and gardens changed as her gardening-related knowledge increased from her memberships.

Although retired, she took a temporary job at the Anoka County Extension Service, working with Harvey Buchite as horticulture assistant. Her duties included answering phone calls, editing materials for classes, and mentoring other Master Gardeners. Her day would start at 8 a.m. and some evenings would include evening plant clinics and gardening classes. She finally retired from this temporary job after twelve years but is still an active Master Gardener.

Did you know that it is possible to go to a convention or club event and not come home with purchased plants? Not my Mother! Her purchases from auctions and plant sales can easily inspire aggravation and headaches because her yard is a finite place; those two or three fans of purchased daylilies always grow into mature clumps and soon there is no more room. On several occasions, grass has had to be turned over to make more room for her newly acquired blooming plants. The vegetable garden hasn't been spared either! The tomato plants that used to be in her garden are now all in big pots strategically placed around the yard where they get the most sun. Her daylily clumps are so large that locating a label at ground level in the dirt is impossible without getting pollen stains on your legs. Digging out several varieties for each daylily donation opportunity doesn't free up enough real estate to give Jean enough room to add the dozen or more varieties she purchases at each sale. All three sides of Jean's backyard are full of hundreds of daylily varieties in vivid yellows, golds, reds, soft pinks, creams, and purples. Jean's front yard used to have space to the right of the driveway where the camper and extra vehicles could park without blocking the garage access. That space became more garden space several decades ago. Miscanthus ornamental grass anchors the back corner of that garden with a cedar railing on the property line. Little hens and chicks fill in the corners to keep out weeds. 'King Alfred' and "Butterscotch Ripple' flourish among monarda, iris, alliums, liatris, and moss roses.

Jean's weekends are now consumed with meetings, sales, digs, bus trips, banquets, and more. However, her gardens, while a lifetime's work of love, change with each sale and never seem to be big enough to hold her purchases.



HYBRIDIZERS' SPRING FLING

Saturday, May 9, 2015 1-4PM

Springwood Gardens

7700 Old Highway 169 Boulevard, Jordan, MN 55352

952-941-9280


Whether you've been hybridizing for many years or are just a beginner – or even if you've only thought about doing it – or if you'd just like to see daylilies blooming in May - this event is made just for you! This is a day for learning, or perhaps just breathing in the humid warmth of the greenhouse while walking the rows of beautiful daylilies. Attendees from all over Region 1 (Minnesota, Iowa, North Dakota, South Dakota, and Nebraska) plus Wisconsin have joined us in past years.

Past exercises at the workshop have included:

- * * selecting the most distinctive flowers and the ones with the best color
- * * imagining possibilities – with a given flower as a pollen parent, thinking about what might be produced from an array of pod parents
- * * making dream crosses

If there are specific topics you'd like to see covered, please e-mail DSM's science chair Mike Grossmann at mike144mann@msn.com (or host Karol Emmerich at kdemmerich@aol.com). No RSVP necessary.

Hope to see you there!




P.S. A reminder – Springwood is a “rust free” zone, so please take precautions before coming (clothes and shoes) if you have taken recent delivery of any daylilies or are growing them inside.

Thank you!



Last year's Spring Fling participants in the greenhouse.



Arboretum Plant Sale

Demo and Info Table Needs Volunteers

Plans are underway to staff a table at the Minnesota Landscape Arboretum's Auxiliary Plant Sale Saturday, May 9. Volunteers are needed to staff the outdoor information table and demonstrate how to divide a daylily clump and replant it in a pot. If you could help Steve Horan for all or part of the day, please contact him by phone or email.

TBA


Watch our website for dates!

Scheduling conflicts are being resolved by your Board of Directors for our

Off-Scape Show and Garden Tour

Publicity Chair Kathy Lamb is looking for volunteers to serve on her committee. The Publicity Committee is on the front lines for introducing our club to the public and for promoting our events. She needs several volunteers who can help with publicity and with signs and literature at each of our events.

If you can help, please contact Kathy by phone or by email.



Membership Corner

Moving? New E-mail?

If you change your email, are moving, or find errors in the Membership Listing in this newsletter, please let our new Treasurer & Membership Chair, Jerry Steffenhagen, know. The Post Office does not forward our newsletters after a few weeks of your change and we often don't get a forwarding address to re-mail it to you.

When Are My Dues Due?

Please look at your address label as it should have a date listed through which your DSM dues are paid.

Contact Jerry if there are any discrepancies to your personal records of dues payment:

8265 Jergen Avenue S.
Cottage Grove, MN
55016

Please include your

Name, Street address, City, State, Zip
Code, Telephone, and E-mail.

Daylily Society of Minnesota Board of Directors

President	Kyle Billadeau	612-298-5607	kbilladeau@gmail.com
Vice President	Steve Horan	651-402-4681	smhoran1@gmail.com
Treasurer	Jerry Steffenhagen	651-459-8902	gsteffen1205@msn.com
Secretary	Karol Emmerich	952-941-9280	kdemmerich@aol.com
Past President	Amanda Engstrom		amandaengstrom@aim.com
Directors:			
Auction/Banquet	John & Barbara Sautner	952-884-8254	bjstaxservice@aol.com
Dig & Sale	Jenn Lanz	651-270-0281	froggymcgee@yahoo.com
Newsletter Editor	Edie Godfrey	952-472-5623	ediegodfrey@frontiernet.net
Member Services	Myrna Hjellming	763-486-8628	mhjellming@hotmail.com
Media-Publicity-Website	Kathy Lamb	763-422-0015	kmlamb@earthlink.net
Programs	Kathleen Nordstrom		kndl144@gmail.com
Science	Mike Grossmann		mike144mann@msn.com
Tour	Bill & Dory Lidinsky	612-786-1948	bbbbluesky@yahoo.com
Plant Adoption	Kris Henning	715-689-2333	henning@grantsburgtelcom.net
Off-Scape Show	Barry Whiteaker	952-884-3035	bwhiteaker@esi-engineering.com
2017 Regional Chair	Kris Henning	715-689-2333	henning@grantsburgtelcom.net

Daylily Society of Minnesota

c/o Edie Godfrey, Newsletter Editor
4050 Kings Point Road
Minnetrista, MN 55331-9623

Address correction requested

See this newsletter in full color at

our website:

DaylilySocietyofMinnesota.org

DAYLILY SOCIETY OF MINNESOTA

